



MOUNT PINATUBO

PLANTER

by Albrecht Birkner

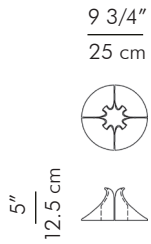




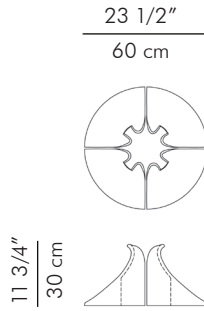
MOUNT PINATUBO PLANTER

by Albrecht Birkner

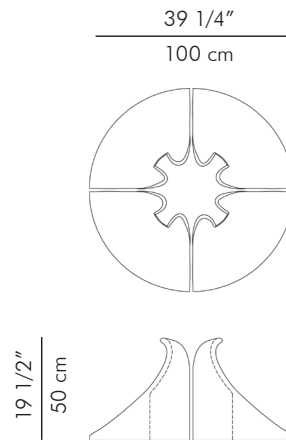
Small



Medium



Large



1.00 kgs (2.20 lbs)

6.50 kgs (14.33 lbs)

20 kgs (44.08 lbs)



1.75 kgs (3.88 lbs)

9.50 kgs (20.94 lbs)

25 kgs (55.10 lbs)




0.0118 m³

0.1454 m³

0.6007 m³

Stone cast



Natural